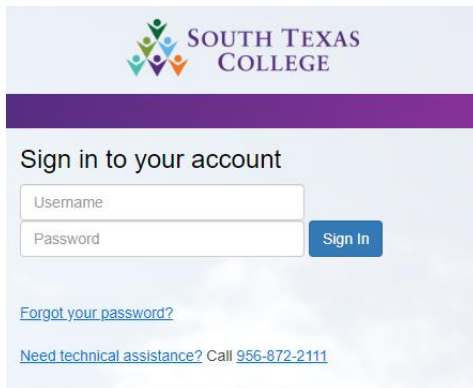


# Student Success Module

## STEP 1

Login to  
[jagnet.southtexascollege.edu](http://jagnet.southtexascollege.edu)



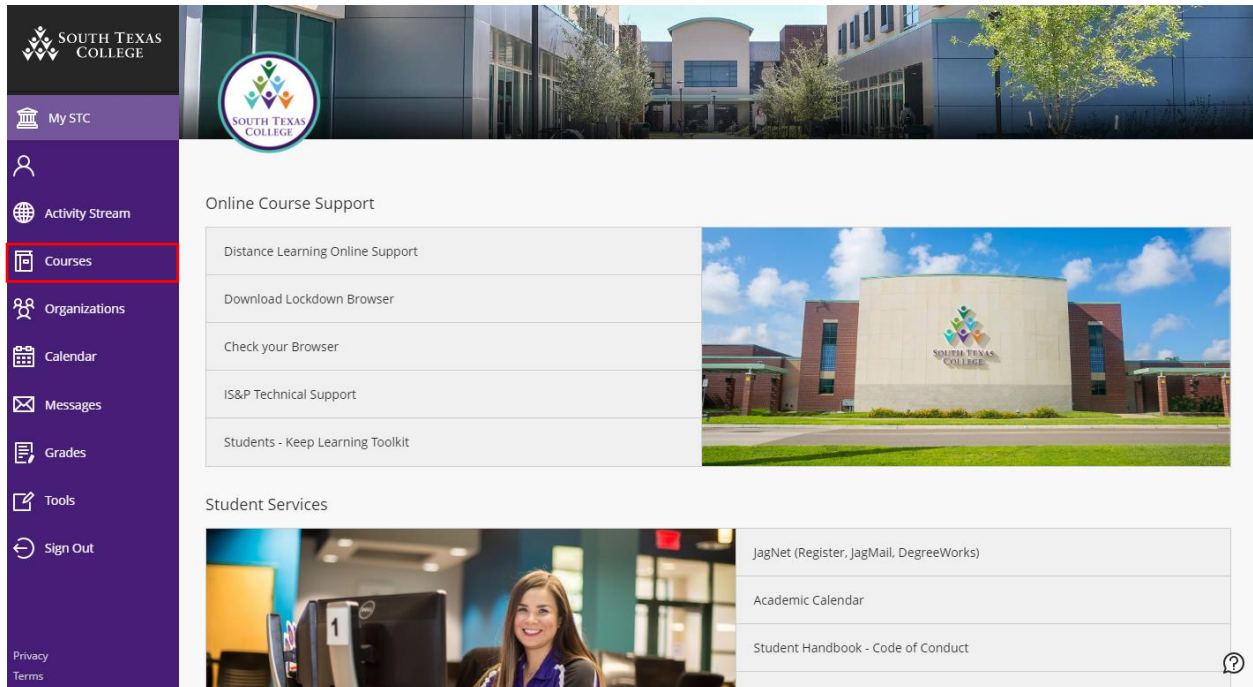
## STEP 2

Click on the  
“Blackboard” icon  
under “Student Apps”



## STEP 3:

Click on “Courses”



# STEP 4:

Click on “**D2D – Student Success Module**”

Courses

Current Courses ▾ Upcoming Courses →

☰ ☒ 🔍 Search your courses Filter All Courses ▾ 25 ▾ items per page

Favorites


D2D  
Student Success Module Original Course View ★  
[Multiple Instructors](#) | More info ▾

# STEP 5

Click on “**Student Success Module**”

Start Here

**Student Success Module**




**Dual Credit**

**Instructor Information**

Name: Dual2Degree Department  
Office: K Building  
Telephone: (956) 872-8391  
E-Mail: outreachde@southtexascollege.edu  
Office Hours: Monday - Friday / 8:00AM - 5:00PM

Please go through this information carefully. After you are done, move on to the Student Success Module below.

 [Student Success Module](#)

?

# STEP 6

The **Student Success** course will pop up and you may begin

SOUTH TEXAS COLLEGE

**Dual2Degree Department**



**Dual Credit**

Dual Credit students are considered college students. Grades earned in dual credit courses will not only impact your college record but also your financial aid eligibility.

It is important for students to understand that this is a college program and that failing or withdrawing from dual credit courses may have serious implications after high school graduation.